





# VIVEKANAND INTERNATIONAL PUBLIC SCHOOL



CLASS: NURSERY

SYLLABUS FOR SESSION 2022-2023

EXAMINATION	SUBJECT: ENGLISH WRITING	ORAL	RHYMES	ACTIVITIES.
PERIODIC ASSESSEMENT – 1	<ul style="list-style-type: none"> <li>STANDING LINE, SLEEPING LINE, LEFT STANDING LINE, RIGHT STANDING LINE, LEFT CURVE, RIGHT CURVE, UPCURVE,DOWN CURVE</li> <li>IDENTIFICATION OF LETTERS A TO G</li> <li>MATCH THE OBJECT TO LETTERS.</li> </ul>	A to Z A to G Object	1. A,B,C 2. I SEE THE MOON	1. Arrange the letters 2. Match the object to letters.
PERIODIC ASSESSMENT - 2	<ul style="list-style-type: none"> <li>IDENTIFICATION OF LETTERS H to Z MATCH THE OBJECT TO LETTER</li> <li>FILL IN THE BLANKS A to Z Writing book:- Pg – 1 to Pg – 14</li> </ul>	A to Z A to Z Object	3. COCK A DOODLE DOO, 4. RAIN, RAIN GO AWAY	3. Pick the letter and let the letter to the object.
HALF YEARLY EXAMINATION	<ul style="list-style-type: none"> <li>WHAT COMES AFTER?</li> <li>WHAT COMES BETWEEN?</li> <li>A to H ONE WORDS</li> <li>FILL IN THE BLANKS A to Z</li> <li>Writing book:- Pg – 14 to Pg – 25</li> </ul>	Two lines about A for APPLE	5. JINGLE BELL 6. PETER, PETER	
PERIODIC ASSESSMENT- 3	<ul style="list-style-type: none"> <li>SMALL LETTER Aa to Kk</li> <li>MATCH CAPITAL WITH SMALL</li> <li>I to L ONE WORD</li> <li>CHANGE CAPITAL TO SMALL</li> <li>Writing book:-pg – 26 to 38</li> </ul>	Two lines about C for Cat	7. TEACHER	4. Match the capital letter to small letter
PERIODIC ASSESSMENT – 4	<ul style="list-style-type: none"> <li>SMALL LETER LI to Zz</li> <li>MATCH CAPITAL WITH SMALL</li> <li>M to Z ONE WORD</li> <li>CHANGE CAPITAL TO SMALL</li> <li>FILL IN BLANKS A a to Z z</li> <li>Writing book:- pg – 39 to pg – 50</li> </ul>	Two lines about D for Dog	8. SUMMER 9. JACK BE NIMBLE	5. Arrange the word A to F
ANNUAL EXAMINATION	<ul style="list-style-type: none"> <li>WORD FORM WITH CAPITAL AND SMALL</li> <li>A – APPLE to Z – zebra</li> <li>Revision of PA – 3 and PA – 4</li> <li>Writing pg – 51 to pg – 64</li> </ul>	Alphabet A to Z Word Where do we get:- Mango – tree Milk – cow Egg – hen	10. COBBLER, COBBLER RING A RING O ROESES 11. FISHES SWIM	6. Vegetable and fruits market.

EXAMINATION	SUBJECT: HINDI	ORAL	RHYMES
PERIODIC ASSESSEMENT - 1	<p>/, \, , , —, C, O , ,</p> <p>बनाओ अ से ई तक खाली जगह भरो: - अ.....इ चित्र देखकर अक्षर लिखो  अ लिखित किताब पेज 1 से 13</p>	अ से अ: तक अ से अनार से इ से इमली	<ol style="list-style-type: none"> <li>1. सीखो</li> <li>2. मैं और मेरा परिवार</li> </ol>
PERIODIC ASSESSEMENT - 2	<p>उ से ए तक तथा क से डतक इसके बाद क्या आता है ? खाली जगह भरो अ ई अक्षर को शब्दों से मिलाओ लिखित किताब पेज 14 से 25</p>	ई से ईख से अ: से कुछ नहीं क से ण तक शब्द	<ol style="list-style-type: none"> <li>3. गिनती</li> <li>4. बंदर तीन</li> </ol>
HALF YEARLY EXAMINATION	<p>पुनरावृत्ति लिखित किताब पेज 26 से 38</p>	क से ण तक शब्द	5. छोटी बच्ची
PERIODIC ASSESSEMENT- 3	<p>ऐ से अ: तक च से ज तक इसके पहले क्या आता है? इसके बाद क्या आता है? चित्र देख कर अक्षर लिखो  :-क लिखित किताब पेज 39 से 50</p>	त से तरबूज से म से मछली रंगों की पहचान	<ol style="list-style-type: none"> <li>6. चंदा मामा</li> <li>7. बरसात</li> </ol>
PERIODIC ASSESSEMENT - 4	<p>अ से अनार से ई = ईख ट से म तक खाली जगह भरो: -अ .....र (ना , ता ) लिखित पेज 51 से 64</p>	य से यज्ञ से ज्ञ से ज्ञानी तक संख्या एक से दस	<ol style="list-style-type: none"> <li>8. रेल</li> <li>9. खिलौने वाला</li> </ol>
ANNUAL EXAMINATION	<p>उ से उल्लू से अं से अंगूर य से ज्ञ 1- एक 2- दौ 3 - तीन 4 - चार पुनरावृत्ति</p>	सप्ताह का नाम पुनरावृत्ति	<ol style="list-style-type: none"> <li>10. आलू, गोभी</li> <li>11. प्यारी गाय</li> </ol>

EXAMINATION	SUBJECT:- PICTURE BOOK AND E.V.S DRAWING <u>WRITTEN</u>	DRAWING	ACTIVITY
PERIODIC ASSESSMENT - 1	<ul style="list-style-type: none"> <li>• Name .....</li> <li>• Father's Name .....</li> <li>• Mother's Name .....</li> </ul>	Drawing book Pg no – 1 to pg no – 10	1. Paste and make family tree.
PERIODIC ASSESSMENT - 2	<ul style="list-style-type: none"> <li>• Parts of body .....</li> <li>• Domestic animal</li> <li>• Wild Animal</li> </ul> Match the picture to their name.	Drawing book Pg no – 11 to pg no – 20	2. Paste the Parts of body and write their name.
HALF YEARLY EXAMINATION	<ul style="list-style-type: none"> <li>• Birds name</li> <li>• Fruits name</li> <li>• Vegetables name</li> </ul> Match the picture to their name.	Drawing book Pg no – 21 to pg no – 30	3. Paste fruits and vegetables on card board and write name.
PERIODIC ASSESSMENT- 3	<ul style="list-style-type: none"> <li>• Flowers name</li> <li>• Festival name</li> <li>• Transport name</li> </ul> Match the picture to their name.	Draw an "Apple" And "Mango" and colour it	4. Paste flowers and decorate it.
PERIODIC ASSESSMENT - 4	<ul style="list-style-type: none"> <li>• Cartoon name.</li> <li>• Colour and shape.</li> <li>• In the kitchen.</li> </ul> Match the picture to their name.	Draw a "Hut" and a "House" and colour it	5. Paste different Shapes and emotion on card board.
ANNUAL EXAMINATION	<ul style="list-style-type: none"> <li>• In the Bathroom</li> <li>• In the Study room</li> <li>• In the class room</li> </ul> Match the picture to their name	Draw a "Boat" and a "Fish" And colour it	6. Paste class room item on cardboard.

EXAMINATION	SUBJECT:- MATH WRITTEN	ORAL	RHYMES
PERIODIC ASSESSEMENT - 1	<ul style="list-style-type: none"> <li>• TRACING – 1 to 20</li> <li>• Identification</li> <li>• Number and its value</li> <li>• Count and match</li> <li>• Count and circle</li> <li>• Fill in the blanks 1.....20</li> </ul>	1 to 20	Count and colour
PERIODIC ASSESSMENT - 2	<ul style="list-style-type: none"> <li>• Identification of 21 to 40</li> <li>• Match number with value</li> <li>• Fill in the blanks 21.....23.....25.....40</li> <li>• Match number with number</li> <li>• Writing book:- pg 1 to 15</li> </ul>	Counting 1 to 40	Count and let then in a box
HALF YEARLY EXAMINATION	<ul style="list-style-type: none"> <li>• Identification of 41 to 50</li> <li>• What comes after ?</li> <li>• What comes between ?</li> <li>• What comes before ?</li> <li>• Revision counting number 1 to 50</li> <li>• Back counting – 10 to 1</li> <li>• Table of 1</li> <li>• Writing book:- pg – 16 to pg – 30</li> </ul>	Number name – one, two Back – counting 10 to 1 ORAL – 41 to 50	Arranging the number name
PERIODIC ASSESSMENT- 3	<ul style="list-style-type: none"> <li>• Identification 51 to 70</li> <li>• What comes after</li> <li>• Number name 1 to 3</li> <li>• Identification of shapes  </li> <li>• Writing book:- pg 31 to pg 40</li> </ul>	Counting 1 to 70	Arranging the counting and back counting
PERIODIC ASSESSMENT - 4	<ul style="list-style-type: none"> <li>• Identification – 71 to 100</li> <li>• Massing letters 1□ 3□</li> <li>• Count and write</li> <li>• Number name – 4 to 6</li> </ul>	Table of 1 Counting 1 to 100	Count Add and say.
ANNUAL EXAMINATION	<ul style="list-style-type: none"> <li>• Table of 2</li> <li>• Counting 1 to 100</li> <li>• Put sigh = 41 to 20 &gt;,&lt; ,</li> <li>• Back counting 20 to 1</li> <li>• Number name 2 to 10</li> <li>• Revision of (PA= 3 + PA= 4)</li> </ul>	Table of 2 Back counting 20 to 1	